

Penalties for the incorrect use of loading zones

Description of offence	Current penalty 1 July 2007*
Illegally stop in a loading zone (includes vehicles not eligible to use loading zones)	\$132
Stop in a loading zone longer than 15 minutes (eligible station wagons or motor bikes that have three wheels and are constructed principally for the conveyance of goods)	\$132
Stop in a loading zone longer than 30 minutes (eligible vehicles other than station wagons or a motor bikes that have three wheels and are constructed principally for the conveyance of goods)	\$132

Ticket-operated loading zones

These zones are indicated by the word 'TICKET' on a loading zone sign and require you to obtain a ticket from a nearby ticket machine. There is no charge for this ticket. The ticket must be displayed in or on your vehicle. Only vehicles constructed principally to carry goods may use ticket-operated loading zones.

It is illegal to replace an expired ticket to extend time in the zone.

The penalty for not displaying a valid ticket is \$79*.

*Subject to change



Further information

Further information on loading zones is available from the NSW Roads and Traffic Authority (RTA) under Rules and Regulations on the RTA website www.rta.nsw.gov.au or by calling 13 22 13.

More detailed information on the legislation relevant to loading zones can be found in:

- Australian Road Rules – Rule 179.
- Road Transport (Safety and Traffic Management) (Road Rules) Regulation 1999 – Clause 17.
- Road Transport (Vehicle Registration) Regulation 2007 – Dictionary.

Copies of these documents can be found on the NSW legislation website www.legislation.nsw.gov.au.

-
- For further enquiries:
 -  www.rta.nsw.gov.au
 -  13 22 13
-

Roads and Traffic Authority



Loading zones



Loading zones are clearly signed parking areas set aside for short-term use by certain vehicles when loading or unloading goods in the course of business or when dropping off or picking up passengers.

Loading zones are generally located in urban centres for the use of vehicles principally designed and constructed for carrying goods. Loading zones should only be used by vehicles that meet the criteria outlined in this brochure.

Rules for using loading zones

Under Australian Road Rule No 179 a driver must not stop in a loading zone unless the driver is driving:

- a) a public bus that is dropping off, or picking up, passengers; or
- b) a truck that is dropping off, or picking up goods.

A public bus is a vehicle that can seat more than 8 adults and is used commercially.

This does not include private people-mover type vehicles.

In NSW the above Rule has been expanded to allow a driver of a vehicle to stop in a loading zone:

- c) When dropping off or picking up passengers.
- d) If the vehicle is a station wagon or 3-wheeled bike that has been built to carry goods. These vehicles can park up to 15 minutes while the driver drops off or picks up goods.
- e) If the vehicle has been built to carry goods. These vehicles, generally trucks, can park up to 30 minutes while the driver drops off or picks up goods.

These rules and time limits also apply to tradesperson's vehicles that satisfy loading zone criteria.

What is a station wagon?

A station wagon is a vehicle having **all** of the following features.

1. Has a sedan equivalent. That is, the body forward of the front seat or seats and the greater part of the mechanical equipment, is the same or substantially the same as in a car of the same make **and**
2. Has a flat roof extending at the same height to the rear of the vehicle. That is, the body is carried without significant reduction in height from the front seat or seats to the rear of the vehicle **and**
3. Has an entrance at the rear suitable for the loading and unloading goods **and**
4. Is manufactured with a rear seat or seats which can be folded or removed readily to provide additional floor space for the carriage of goods **and**
5. That when the seat or seats immediately to the rear of the front seat or seats are in position for passengers, has a substantial space for the carriage of goods in proportion to the overall size of the interior of the vehicle.

PLEASE NOTE:

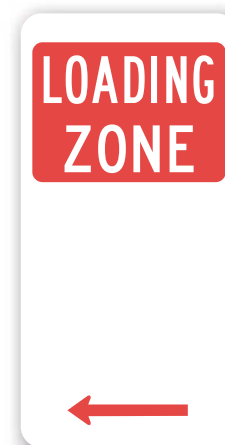
The majority of 4WD vehicles, hatchbacks and other coupé and sports type vehicles are **not** defined as station wagons under the NSW Regulations.

These vehicles are not principally designed and constructed for carrying goods and therefore, they are excluded from parking in loading zones.

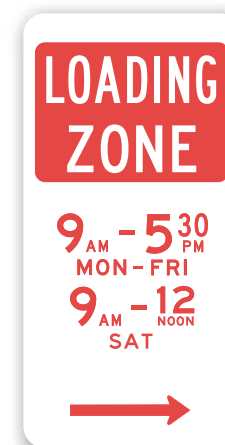
Loading zone signs

Signs indicate that a loading zone is in force either:

- For 24hrs a day. It is illegal to use this loading zone for general parking.
- OR
- For specific hours. Outside these specific hours, the loading zone can be used for general parking, in accordance with other parking restriction signs.



24hr loading zone



Loading zone indicating specific hours of operation (example)

If the loading zone sign has a parking limit on the sign, eg. 15mins, then that is the maximum time **all** permitted vehicles are allowed to park.