



# **A New Era in Traffic Management Practice**

## **Seminar Series**

### **March 2011**

A yellow rectangular traffic sign with a black border and a black dot pattern background. The text "CHANGED TRAFFIC CONDITIONS AHEAD" is written in bold, black, sans-serif capital letters, centered on the sign.

**CHANGED  
TRAFFIC  
CONDITIONS  
AHEAD**

# Seminar Program



Transport  
Roads & Traffic  
Authority

## Registration

**Session 1**      A New Era in Traffic Management Practice Overview (Bob O'Keefe)

**Session 2**      Austroads Guide to Traffic Management (John Grinsell)

## Morning Tea

**Session 3**      Australian Standards (Wayne O'Mara)

**Session 4**      Forum / Q&A

---

# A New Era in Traffic Management Practice

## Overview

Bob O'Keefe  
Manager  
Traffic Policies, Guidelines & Legislation  
Traffic Management Branch

March 2011






CHANGED  
TRAFFIC  
CONDITIONS  
AHEAD

# New Austroads Traffic Guidelines

Austroads have released new reference document series:

- Guide to Traffic Management (GTM)
- Guide to Road Design (GRD)
- Guide to Road Safety (GRS)
- Other Guides in series



# New National Approach



Transport  
Roads & Traffic  
Authority

Nationally all Austroads members have agreed to:

- Adopt Austroads Guides as their primary reference material.
- Each state will have their own supplements for the Austroads Guides that document any specific state practice and complementary guidelines

# New RTA Approach



Transport  
Roads & Traffic  
Authority

RTA has adopted:

- Austroads Guides as its primary reference material (GTM, GRD, GRS).
- Australian Standards as primary reference material as they are referred to in the Austroads Guides (AS 1742, 1743, 2890).
- Supplements for the Austroads Guides and Australian Standards that document any RTA specific practice and Complementary Guidelines (Manuals, Technical Directions).

# Project Process for New RTA Traffic Practice

- Rationalised all current RTA traffic reference documents (based on Austroads / AS primary reference material).
- Reviewed the content of Austroads / AS / RTA material.
- Identified and documented duplication, differences, gaps
- Developed RTA supplements for both Austroads GTM and Australian Standards to document enhanced RTA practices
- Withdrew duplicate RTA material.
- Updated RTA material and the website for traffic guidelines

# What is in the RTA Supplements

The RTA supplements are used to clarify, add too, or modify the Austroads Guide to Traffic Management or Australian Standards

RTA accepts the principles in the Austroads GTM with variations under the following categories:

- RTA Enhanced Practice
- RTA Complementary Material
- RTA Departures

# RTA's Austroads Guide Supplements



Transport  
Roads & Traffic  
Authority

## RTA Austroads Guide Supplements



Publication Number: RTA/PUB.11.032  
Publication date: 19 January 2011

Supersedes *NIL*

### AUSTROADS GUIDE TO TRAFFIC MANAGEMENT PART 5 – ROAD MANAGEMENT

#### General

Austroads has released the *Guide to Traffic Management* and all road agencies across Australasia have agreed to adopt the Austroads guides to provide a level of consistency and harmonisation across all jurisdictions. This agreement means that the new Austroads guides and the Australian Standards, which are referenced in them, will become the primary technical references for use within the Authority.

This supplement is issued to clarify, add to, or modify the Austroads *Guide to Traffic Management*.

The RTA NSW accepts the principles in the Austroads *Guide to Traffic Management* with variations documented in this supplement under the following categories:

- **RTA Enhanced Practice:** RTA practices which enhance the Austroads Guides.
- **RTA Complementary Material:** RTA traffic reference material that complements the Austroads Guides. These documents include RTA Manuals, Technical Directions and/or other reference material and are to be read in conjunction with the Austroads Guides.
- **RTA Departures:** RTA Traffic Practices that depart from the Austroads Guides.

#### NOTE:

**If there are any differences in practice between the RTA supplement and other RTA complementary material, the RTA supplement will apply.**

For other associated supplements see the RTA supplement for *Australian Standards 1742, Manual of Uniform Control Devices*, RTA supplement for *Austroads Guide to Road Design* and RTA supplement for *Austroads Guide to Road Safety*.

All road signage mentioned in this part should be checked against the [RTA sign register](#).

Note: \* Indicates new RTA practice.

For enquiries and further issues to be added to this supplement email [technical\\_directions\\_publication@rta.nsw.gov.au](mailto:technical_directions_publication@rta.nsw.gov.au)

RTA Supplement Guide to Traffic Management (Austroads) – Part 5

### PART 5 – ROAD MANAGEMENT

Reference Section	RTA Enhanced Practice, Complementary Material, or Departures
General	RTA uses <a href="#">Road Rules 2008</a> .  RTA practice for Average delay tables. Refer to RTA Road Design Guide, Section 4, A4 Appendices.
Section 3	
Table 3.1	Austroads states for pedestrian space: <i>The use of pedestrian (zebra) crossings or children's crossings on arterial, particularly four lane roads, is not desirable.</i>  NSW practice does not permit Pedestrian (Zebra) Crossings or Children's Crossings on roads with 2 or more marked lanes in one direction. This also applies to roads with 2 unmarked travel lanes in the same direction, i.e. where vehicles can pass other vehicles travelling in the same direction. Note: A Pedestrian (Zebra) Crossing can be provided by the provision of linemarking or kerb extensions that restrict the road to one travel lane each way or where a full time parking lane exists.*
Table 3.2	RTA practice does not allow the use of HOT lanes (i.e. high occupancy vehicle toll lanes.)  RTA practice does not allow the use of Truck lanes.  RTA complementary material for bicycle networks: • <a href="#">How to Prepare a Bike Plan</a> (RTA). • Kerb Ramps: Model drawings MD.R173.B0.A.1.  RTA practice does not allow animals (e.g. horses) or horse drawn vehicles on Freeways/Motorways.
Section 4	RTA uses <a href="#">Road Rules 2008</a> .
Table 4.1	Austroads states for U-turns: <i>The Australian Road Rules (refer to ARR Division 4) allow U-turns except: Where prohibited by 'no U-turn sign or particular dividing lines; At traffic signals unless there is a U-turn permitted sign; and where there is a clear view of traffic.</i>  RTA practice prohibits the use of the U-turn permitted sign at traffic signals. However requests may be considered in special circumstances for a U-turn phase at traffic signals. Approval of General Manager Traffic Management is required.*
Table 4.4 Regulations	RTA uses <a href="#">Road Rules 2008</a> .
Table 4.5 (Freeways/Motorways, arterial roads)	RTA uses <a href="#">Road Rules 2008</a> .

# RTA's Australian Standards Supplements



Transport  
Roads & Traffic  
Authority

## RTA Australian Standard Supplements



Published JANUARY 2011  
Supersedes NIL

### AUSTRALIAN STANDARD – AS1742 MANUAL OF UNIFORM TRAFFIC CONTROL DEVICES PARTS 1 - 15

#### General

Austrroads has released the *Guide to Traffic Management* and all road agencies across Australasia have agreed to adopt the Austrroads guides to provide a level of consistency and harmonisation across all jurisdictions. This agreement means that the new Austrroads guides and the Australian Standards, which are referenced in them, will become the primary technical references for use within the Authority.

This supplement is issued to clarify, add to, or modify the Australian Standard *Manual of Uniform Traffic Control Devices*.

The RTA NSW accepts the principles in the Australian Standard *Manual of Uniform Traffic Control Devices* with variations documented in this supplement under the following categories:

- **RTA Enhanced Practice:** RTA practices which enhance the Australian Standards.
- **RTA Complementary Material:** RTA traffic reference material that complements the Australian Standards. These documents include RTA Manuals, Technical Directions and/or other reference material and are to be read in conjunction with the Australian Standards.
- **RTA Departures:** RTA traffic practices that depart from the Australian Standards.

#### NOTE:

**If there are any differences in practice between the RTA Supplement and other RTA complementary material, the RTA supplement will apply.**

For other associated supplements see the RTA supplement for Austrroads *Guide to Traffic Management*, RTA supplement for Austrroads *Guide to Road Design* and RTA supplement for Austrroads *Guide to Road Safety*.

All road signage mentioned in this part should be checked against the [RTA sign register](#).

Note: \* Indicates new RTA practice.

For enquiries and further issues to be added to this supplement email [technical\\_directions\\_publication@rta.nsw.gov.au](mailto:technical_directions_publication@rta.nsw.gov.au)

RTA Supplement

Manual of Uniform Traffic Control Devices (AS 1742)

#### AS 1742.2-2009

#### PART 2 – TRAFFIC CONTROL DEVICES FOR GENERAL USE

Reference Section	RTA Enhanced Practice, Complementary Material, or Departures
General	<p>Signs mentioned in this part should be checked against the <a href="#">RTA sign register</a> for RTA practice.</p> <p>RTA complementary material:</p> <ul style="list-style-type: none"> <li>• <a href="#">Delineation</a> (RTA).</li> </ul>
Section 1	<p>1.4.3 Australian Standards states the definition of the word <i>May</i>: <i>Indicates the existence of an option.</i></p> <p>RTA practice is that when the word <i>May</i> is used as an option to check against the RTA sign register and RTA guidelines for further details on this option.*</p> <p>1.6 RTA practice for Acts, Regulations and Rules.</p> <p>RTA role / purpose:</p> <ul style="list-style-type: none"> <li>• <a href="#">Transport Administration Act 1988</a></li> </ul> <p>Road Classification/Road Authority Powers:</p> <ul style="list-style-type: none"> <li>• <a href="#">Roads Act 1993</a></li> </ul> <p>Traffic Powers:</p> <ul style="list-style-type: none"> <li>• <a href="#">Road Transport (Safety &amp; Traffic Management) Act - 1999</a></li> <li>• <a href="#">Road Transport (Safety &amp; Traffic Management) Regulation - 1999</a></li> <li>• <a href="#">A Guide to the Delegation to Councils for the Regulation of Traffic (including the operation of Traffic Committees)</a> (RTA).</li> </ul> <p>Road Rules / enforcement powers:</p> <ul style="list-style-type: none"> <li>• <a href="#">Road Rules 2008</a></li> <li>• <a href="#">Road Transport (General) Regulation 2005</a></li> </ul>
Section 2	<p>Regulatory and Warning Signs in this part should be checked against the <a href="#">RTA sign register</a> for RTA practice.</p> <p>2.5 &amp; 2.5.4 RTA practice uses RTA warrants for Stop signs. Refer <a href="#">RTA sign register</a>.</p> <p>RTA practice for linemarking at Stop signs:</p> <ul style="list-style-type: none"> <li>• A full line (300mm wide) shall be extended from the left hand edge of pavement to the dividing line and a broken line (150mm wide, 600mm long, with 600mm spacing) shall be extended from the dividing line to right hand edge of pavement.*</li> </ul> <p>2.5.5 Australian Standards states for Left turn slip-lane: <i>Which requires entering traffic to give way to the intersecting traffic stream, a Give Way sign may be provided.</i></p> <p>RTA practice is to provide a Turn Left At Any Time With Care (R2-16) sign. If required a Give Way sign may be used. In this instance the R2-16 would not be used.*</p>

# Key RTA Complementary Material



Transport  
Roads & Traffic  
Authority

- RTA Sign Register
- Delineation (updated)
- Traffic Signal Design (updated)
- Network Planning Measures and Network Planning Targets (new) – RTA internal only
- Service Signposting (new) - RTA internal only
- Guide Signposting – RTA internal only
- NSW Bicycle Guidelines
- Tourist Signposting
- NSW Speed Zoning Guidelines
- Parking (Expected to be released by mid 2011)
- RTA Technical Directions

# How To Use the Documents



Transport  
Roads & Traffic  
Authority

- Use the Austroads Guides for practice/options
  - Check the corresponding RTA Supplement for any specific RTA practice or complementary documents
  - Use the Australian Standards to determine how to implement the practice/option referenced in the GTM or other traffic facilities only dealt with in the Standards
  - Check the corresponding RTA Supplement for any specific RTA practice or complementary documents
-

# Where to Find Primary Documents



Transport  
Roads & Traffic  
Authority

- Austroads: [www.austroads.com.au](http://www.austroads.com.au)
  - Australian Standards: [www.australianstandards.org.au](http://www.australianstandards.org.au)  
[www.saiglobal.com](http://www.saiglobal.com)
  - RTA supplements and guidelines: [www.rta.nsw.gov.au](http://www.rta.nsw.gov.au)
-

# Where to find RTA Austroads Supplements (External access)

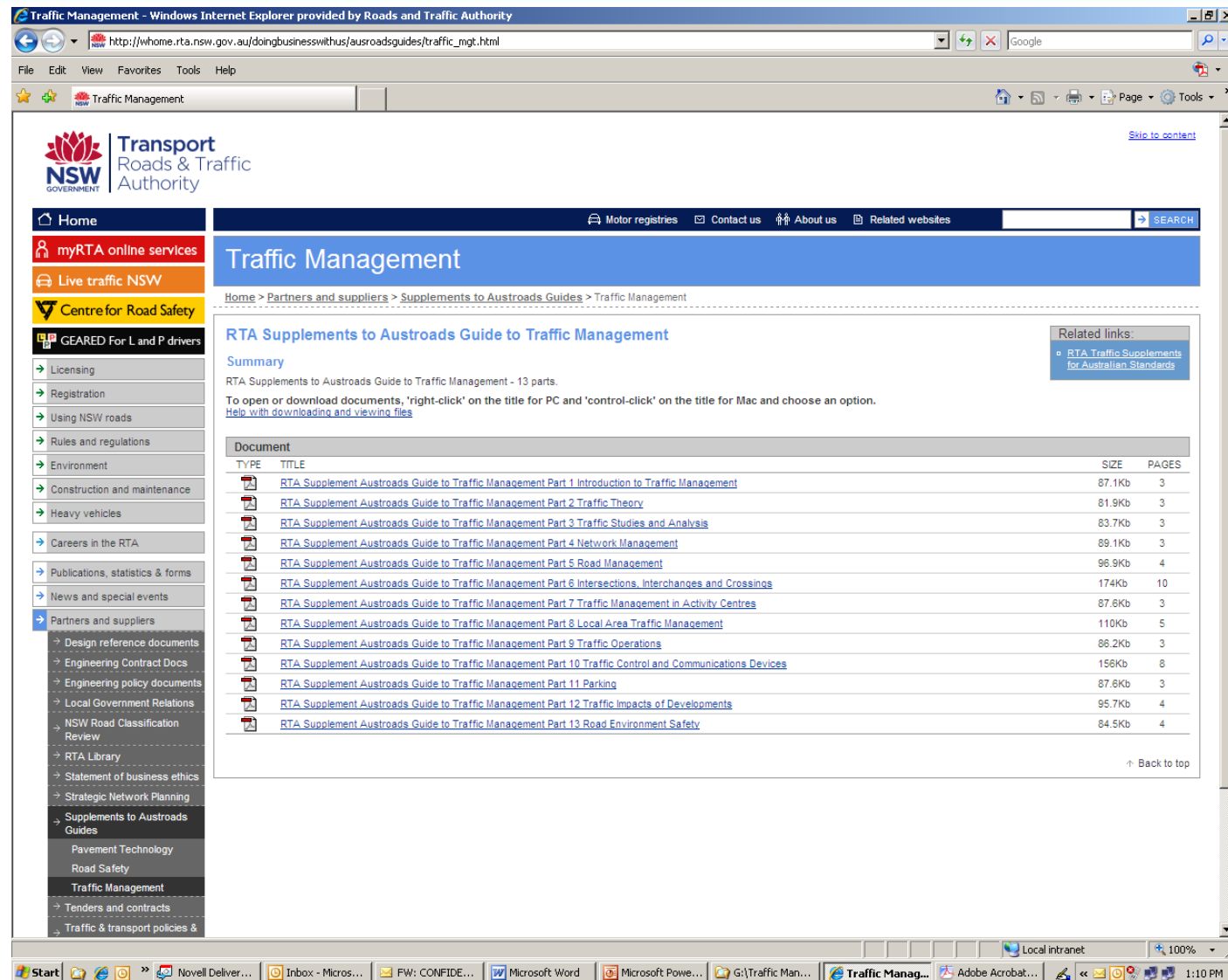
## ➤ RTA Internet

[Home >](#)

[Partners and Suppliers >](#)

[Supplements to Austroads Guides >](#)

[Traffic Management](#)



The screenshot shows a Windows Internet Explorer browser window displaying the RTA website. The address bar shows the URL: [http://whome.rta.nsw.gov.au/doingbusinesswithus/austroadsguides/traffic\\_mgt.html](http://whome.rta.nsw.gov.au/doingbusinesswithus/austroadsguides/traffic_mgt.html). The page title is "Traffic Management". The main content area displays the "RTA Supplements to Austroads Guide to Traffic Management" section, which includes a summary and a table of documents.

**RTA Supplements to Austroads Guide to Traffic Management**

Summary  
RTA Supplements to Austroads Guide to Traffic Management - 13 parts.  
To open or download documents, 'right-click' on the title for PC and 'control-click' on the title for Mac and choose an option.  
[Help with downloading and viewing files](#)

Document	TYPE	TITLE	SIZE	PAGES
		<a href="#">RTA Supplement Austroads Guide to Traffic Management Part 1 Introduction to Traffic Management</a>	87.1Kb	3
		<a href="#">RTA Supplement Austroads Guide to Traffic Management Part 2 Traffic Theory</a>	81.9Kb	3
		<a href="#">RTA Supplement Austroads Guide to Traffic Management Part 3 Traffic Studies and Analysis</a>	83.7Kb	3
		<a href="#">RTA Supplement Austroads Guide to Traffic Management Part 4 Network Management</a>	89.1Kb	3
		<a href="#">RTA Supplement Austroads Guide to Traffic Management Part 5 Road Management</a>	96.9Kb	4
		<a href="#">RTA Supplement Austroads Guide to Traffic Management Part 6 Intersections, Interchanges and Crossings</a>	174Kb	10
		<a href="#">RTA Supplement Austroads Guide to Traffic Management Part 7 Traffic Management in Activity Centres</a>	87.6Kb	3
		<a href="#">RTA Supplement Austroads Guide to Traffic Management Part 8 Local Area Traffic Management</a>	110Kb	5
		<a href="#">RTA Supplement Austroads Guide to Traffic Management Part 9 Traffic Operations</a>	86.2Kb	3
		<a href="#">RTA Supplement Austroads Guide to Traffic Management Part 10 Traffic Control and Communications Devices</a>	156Kb	8
		<a href="#">RTA Supplement Austroads Guide to Traffic Management Part 11 Parking</a>	87.6Kb	3
		<a href="#">RTA Supplement Austroads Guide to Traffic Management Part 12 Traffic Impacts of Developments</a>	95.7Kb	4
		<a href="#">RTA Supplement Austroads Guide to Traffic Management Part 13 Road Environment Safety</a>	84.5Kb	4

↑ Back to top

# Where to find RTA Austroads Supplements (Internal access)



Transport  
Roads & Traffic  
Authority

## ➤ RTA Intranet

[Directorates & Branches](#)

[Network Services / Traffic Management](#)

[Policies, Guidelines & Legislation](#)

The screenshot shows a web browser window displaying the RTA Intranet. The page title is "Traffic Policies, Guidelines & Legislation Section". The breadcrumb trail is: "You are in: Directorates and branches > Network Services > Traffic Management > Traffic Policies, Guidelines & Legislation".

The page content includes:

- A list of responsibilities for the Traffic Policies, Guidelines & Legislation Section, such as "the production of new traffic and transport engineering guidelines" and "the approval of parking meters".
- A section titled "Below are details on traffic and transport policies and guidelines which are to be used within the Authority." followed by a table of links.

Core Business Policies	Core Business Policies
<ul style="list-style-type: none"><li>PN014 - Programming of Projects within the Traffic &amp; Transport Program</li><li>PN027 - Planning Guidelines for Walking &amp; Cycling</li><li>PN028 - Location &amp; Placement of Variable Message Signs (VMS)</li></ul>	<ul style="list-style-type: none"><li>PN036 - Location of Bus Priority Enforcement Cameras</li><li>PN207 - Policy for planning the opening of a road project</li></ul>
Austroads	Australian Standards
<ul style="list-style-type: none"><li>Guide to Traffic Management<ul style="list-style-type: none"><li>RTA Supplements</li><li>GTM Parts 1-13</li></ul></li><li>Guide to Road Safety<ul style="list-style-type: none"><li>RTA Supplement</li><li>GRS Parts 1-9</li></ul></li><li>Guide to Road Design<ul style="list-style-type: none"><li>RTA Supplements</li><li>GRD Parts 1-8</li></ul></li></ul>	<ul style="list-style-type: none"><li>AS 1742 - Manual of Uniform Traffic Control Devices<ul style="list-style-type: none"><li>RTA Supplement</li><li>AS 1742</li></ul></li><li>AS 1743 - Road Signs Specifications<ul style="list-style-type: none"><li>RTA Supplement</li><li>AS 1743</li></ul></li><li>AS 2890 - Parking Facilities<ul style="list-style-type: none"><li>RTA Supplement</li><li>AS 2890</li></ul></li></ul>
RTA Complementary Material - Downloads	Superseded Documents Listings
<ul style="list-style-type: none"><li>Current manuals</li><li>Current Technical Directions</li></ul>	<ul style="list-style-type: none"><li>Superseded manuals</li><li>Superseded Technical Directions 1992 - 2001</li><li>Superseded Technical Directions 2002 - Present</li></ul>

On the right side of the page, there is a "Contacts" section listing various roles like "Manager, Traffic Policies, Guidelines & Legislation" and "Senior Traffic Policy Officer".

# Where to find RTA AS Supplements (External access)

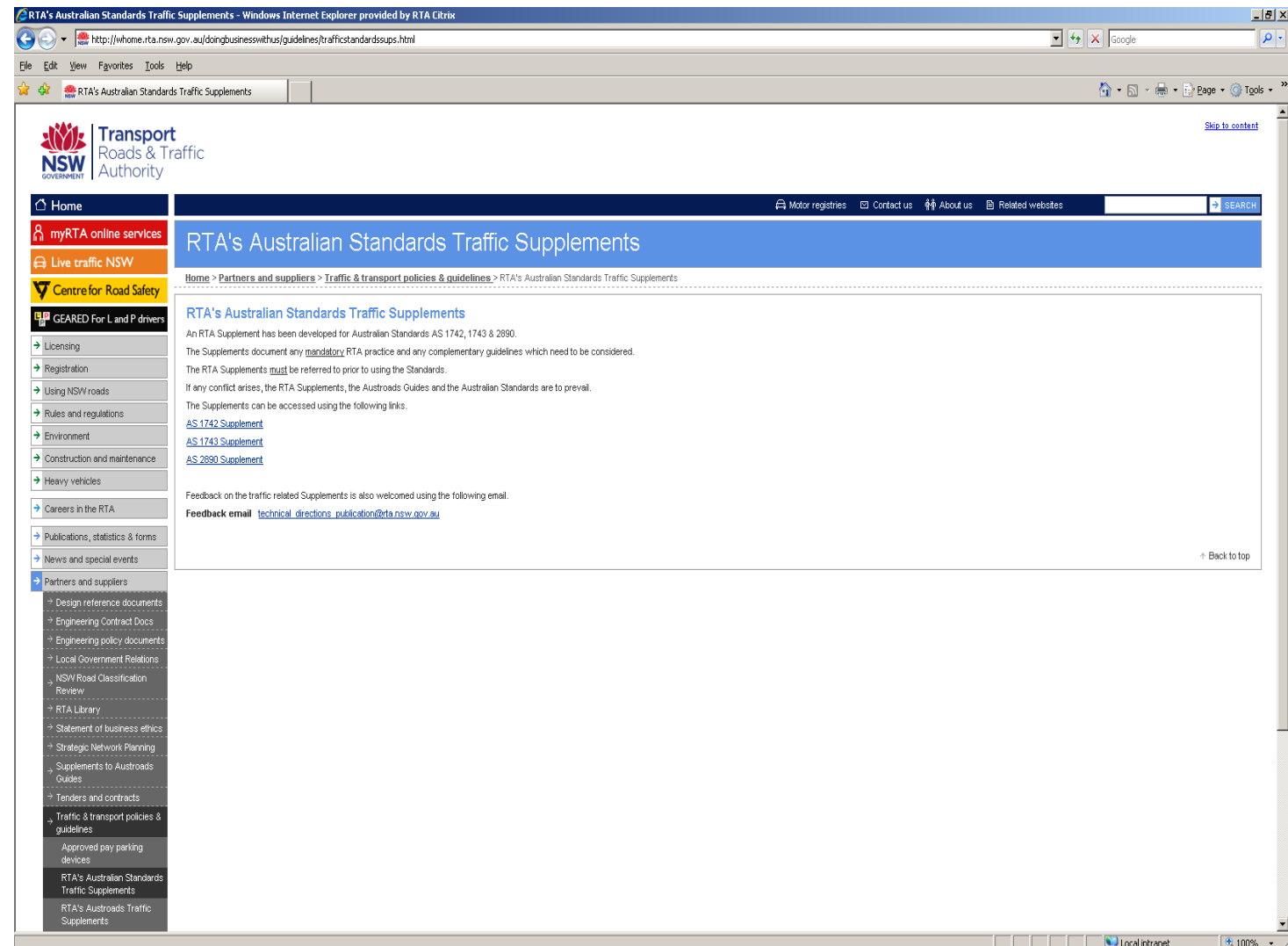
## ➤ RTA Internet

[Home >](#)

[Partners and Suppliers >](#)

[Traffic & transport  
policies & guidelines >](#)

[RTA's Australian  
Standards Traffic  
Supplements](#)



The screenshot shows a web browser window displaying the RTA's Australian Standards Traffic Supplements page. The browser title is "RTA's Australian Standards Traffic Supplements - Windows Internet Explorer provided by RTA Citrix". The address bar shows the URL: <http://wwwhome.rta.nsw.gov.au/doingbusinesswithus/guidelines/trafficstandssups.html>. The page content includes the RTA logo, a navigation menu with links like "Home", "myRTA online services", "Live traffic NSW", "Centre for Road Safety", "GEARED For L and P drivers", "Licensing", "Registration", "Using NSW roads", "Rules and regulations", "Environment", "Construction and maintenance", "Heavy vehicles", "Careers in the RTA", "Publications, statistics & forms", "News and special events", "Partners and suppliers", "Design reference documents", "Engineering Contract Docs", "Engineering policy documents", "Local Government Relations", "NSW Road Classification Review", "RTA Library", "Statement of business ethics", "Strategic Network Planning", "Supplements to Austroads Guides", "Tenders and contracts", "Traffic & transport policies & guidelines", "Approved pay parking devices", "RTA's Australian Standards Traffic Supplements", and "RTA's Austroads Traffic Supplements". The main content area is titled "RTA's Australian Standards Traffic Supplements" and contains the following text: "An RTA Supplement has been developed for Australian Standards AS 1742, 1743 & 2890. The Supplements document any mandatory RTA practice and any complementary guidelines which need to be considered. The RTA Supplements must be referred to prior to using the Standards. If any conflict arises, the RTA Supplements, the Austroads Guides and the Australian Standards are to prevail. The Supplements can be accessed using the following links. [AS 1742 Supplement](#), [AS 1743 Supplement](#), [AS 2890 Supplement](#). Feedback on the traffic related Supplements is also welcomed using the following email. **Feedback email** [technical\\_directions\\_publication@rta.nsw.gov.au](mailto:technical_directions_publication@rta.nsw.gov.au)".

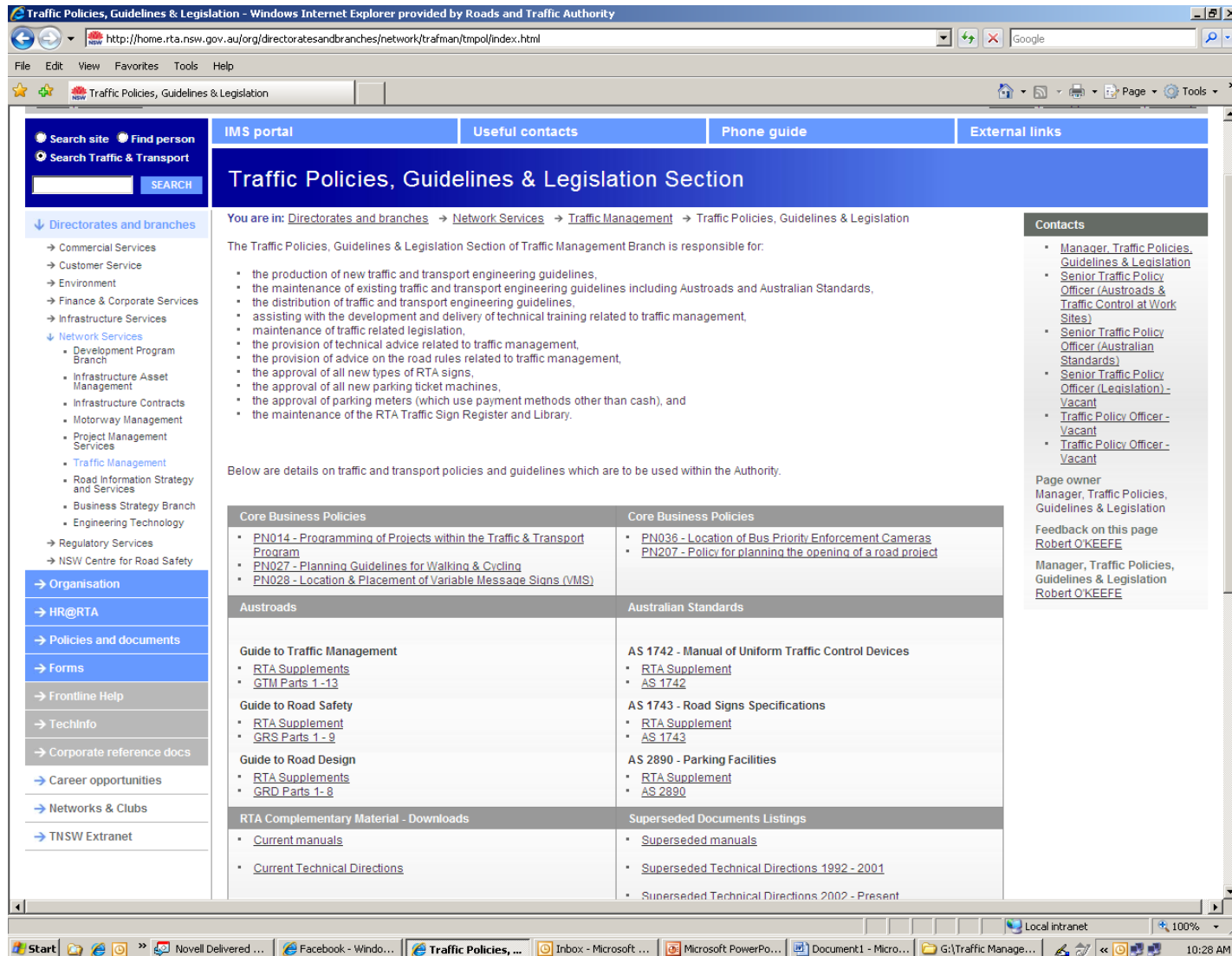
# Where to find RTA AS Supplements (Internal access)

## ➤ RTA Intranet

[Directorates & Branches](#)

[Network Services / Traffic Management](#)

[Policies, Guidelines & Legislation](#)



The screenshot shows a web browser window displaying the RTA Intranet. The page title is "Traffic Policies, Guidelines & Legislation - Windows Internet Explorer provided by Roads and Traffic Authority". The URL is "http://home.rta.nsw.gov.au/org/directoratesandbranches/network/trafman/tmpol/index.html". The page features a navigation menu on the left with options like "Search site", "Find person", "Search Traffic & Transport", "Directorates and branches", "Network Services", "Regulatory Services", "Organisation", "HR@RTA", "Policies and documents", "Forms", "Frontline Help", "TechInfo", "Corporate reference docs", "Career opportunities", "Networks & Clubs", and "TNSW Extranet". The main content area is titled "Traffic Policies, Guidelines & Legislation Section" and includes a breadcrumb trail: "You are in: Directorates and branches > Network Services > Traffic Management > Traffic Policies, Guidelines & Legislation". The text describes the section's responsibilities, such as producing new traffic and transport engineering guidelines, maintaining existing guidelines, and providing technical advice. Below this, there are two columns of links for "Core Business Policies", "Austroads", "Australian Standards", and "RTA Complementary Material - Downloads". The "Austroads" column lists "Guide to Traffic Management", "Guide to Road Safety", and "Guide to Road Design". The "Australian Standards" column lists "AS 1742 - Manual of Uniform Traffic Control Devices", "AS 1743 - Road Signs Specifications", and "AS 2890 - Parking Facilities". The "RTA Complementary Material - Downloads" column lists "Current manuals" and "Current Technical Directions". A "Contacts" sidebar on the right lists various roles like "Manager, Traffic Policies, Guidelines & Legislation" and "Senior Traffic Policy Officer". The footer shows the Windows taskbar with the Start button and several open applications.

# Where to find RTA Complementary material (External access)

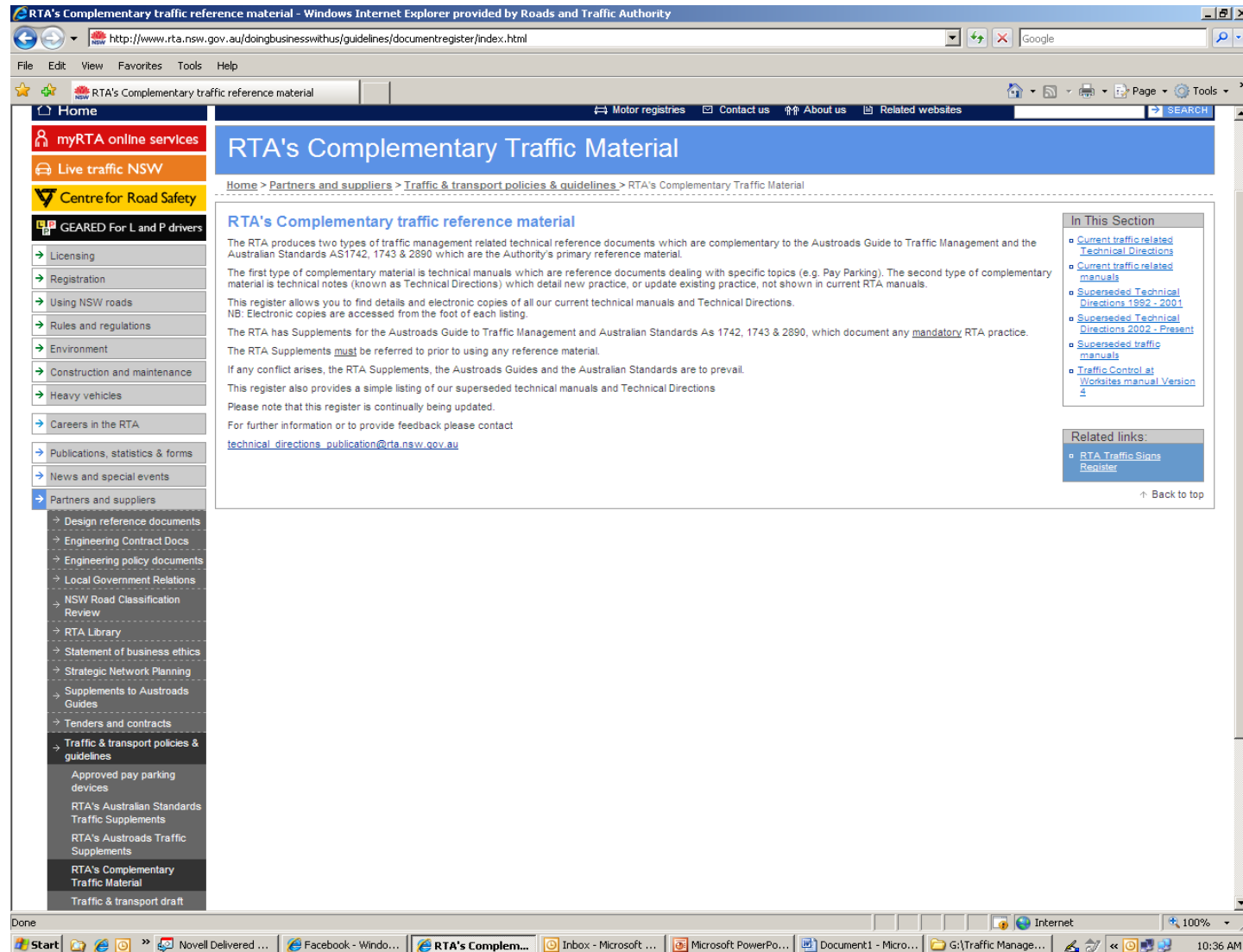
## ➤ RTA Internet

[Home >](#)

[Partners and Suppliers >](#)

[Traffic & transport policies & guidelines >](#)

[RTA's Complementary Traffic Material](#)



The screenshot shows a web browser window displaying the RTA's Complementary Traffic Material page. The browser title is "RTA's Complementary traffic reference material - Windows Internet Explorer provided by Roads and Traffic Authority". The address bar shows the URL: <http://www.rta.nsw.gov.au/doingbusinesswithus/guidelines/documentregister/index.html>. The page content includes a navigation menu on the left with options like "myRTA online services", "Live traffic NSW", "Centre for Road Safety", and "GEARED For Land P drivers". The main content area is titled "RTA's Complementary Traffic Material" and contains text explaining the RTA's technical reference documents, including design reference documents, engineering contract docs, and engineering policy documents. It also mentions the RTA's Australian Standards Traffic Supplements and the RTA's Complementary Traffic Material. A "Related links" section on the right lists "RTA Traffic Signs Register". The browser's taskbar at the bottom shows several open applications, including "Novell Delivered...", "Facebook - Windo...", "RTA's Comple...", "Inbox - Microsoft...", "Microsoft PowerPo...", "Document1 - Micro...", and "G:\Traffic Manage...". The system clock shows 10:36 AM.

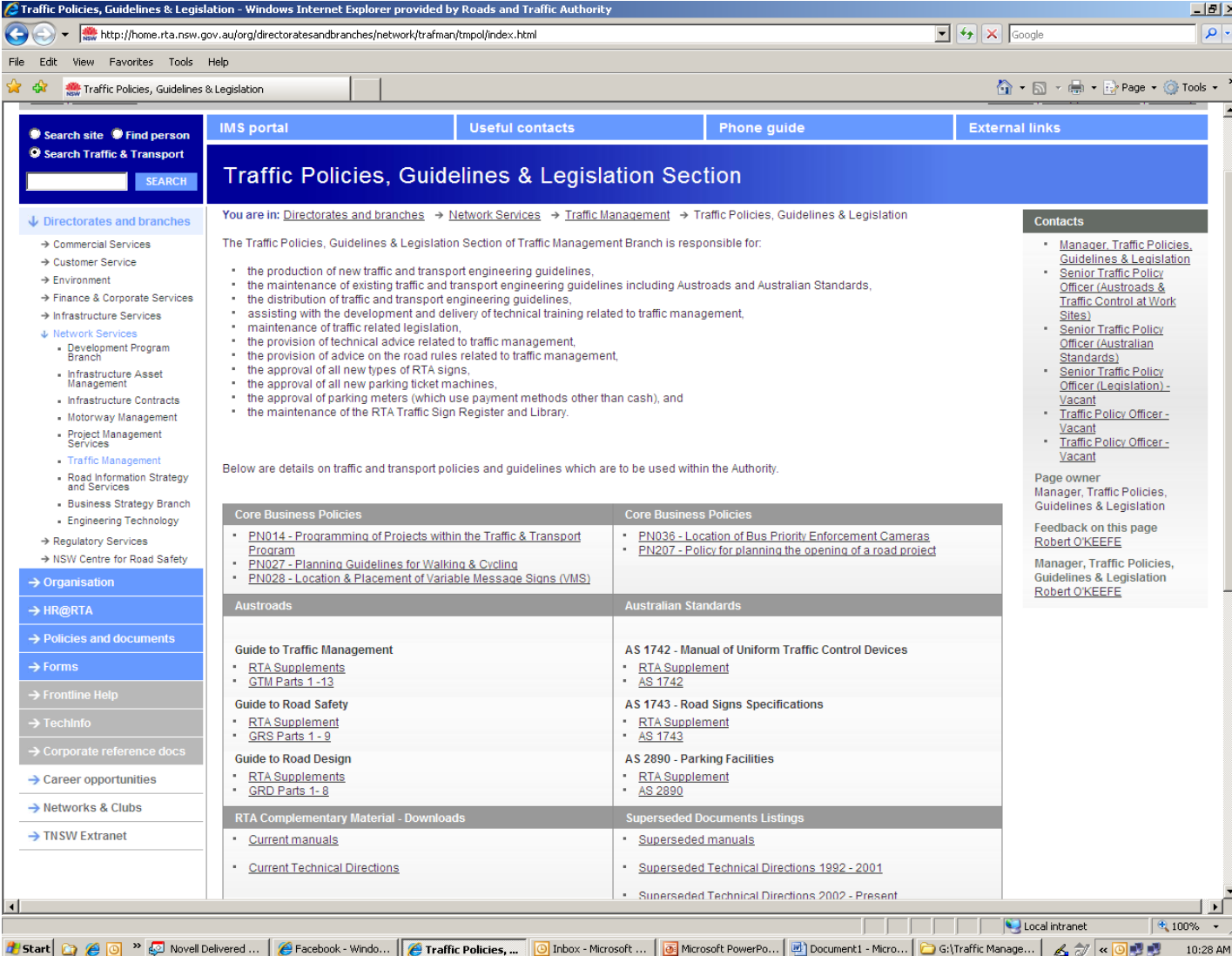
# Where to find RTA Complementary material (Internal access)

## ➤ RTA Intranet

[Directorates & Branches](#)

[Network Services / Traffic Management](#)

[Policies, Guidelines & Legislation](#)



The screenshot shows a web browser window displaying the RTA Intranet. The page title is "Traffic Policies, Guidelines & Legislation - Windows Internet Explorer provided by Roads and Traffic Authority". The URL is "http://home.rta.nsw.gov.au/org/directoratesandbranches/network/trafman/tmpol/index.html". The page features a navigation menu on the left with options like "Search site", "Find person", "Search Traffic & Transport", "Directorates and branches", "Network Services", "Regulatory Services", "Organisation", "HR@RTA", "Policies and documents", "Forms", "Frontline Help", "TechInfo", "Corporate reference docs", "Career opportunities", "Networks & Clubs", and "TNSW Extranet". The main content area is titled "Traffic Policies, Guidelines & Legislation Section" and includes a breadcrumb trail: "You are in: Directorates and branches > Network Services > Traffic Management > Traffic Policies, Guidelines & Legislation". The text describes the section's responsibilities, such as producing new traffic and transport engineering guidelines, maintaining existing guidelines, and providing technical advice. Below this, there are two columns of links for "Core Business Policies", "Austroads", "Australian Standards", and "RTA Complementary Material - Downloads". The "Austroads" column lists "Guide to Traffic Management", "Guide to Road Safety", and "Guide to Road Design". The "Australian Standards" column lists "AS 1742 - Manual of Uniform Traffic Control Devices", "AS 1743 - Road Signs Specifications", and "AS 2890 - Parking Facilities". The "RTA Complementary Material - Downloads" column lists "Current manuals" and "Current Technical Directions". The "Superseded Documents Listings" column lists "Superseded manuals" and "Superseded Technical Directions 1992 - 2001" and "Superseded Technical Directions 2002 - Present". The page footer shows the Windows taskbar with the Start button, several open applications, and the system clock showing 10:28 AM on 10/28 AM.

# Questions / Provision of Feedback



Transport  
Roads & Traffic  
Authority

- RTA Email: [Technical\\_directions\\_publication@rta.nsw.gov.au](mailto:Technical_directions_publication@rta.nsw.gov.au)
-

# How to find topics



- An RTA Traffic Management Reference List document has been developed
- The List includes:
  - Key Traffic Management Documents
  - Austroads Guide to Traffic Management contents
  - Australian Standards contents (1742, 1743, 2890)
- Find a topic by simply using the search feature in this document

# RTA Traffic Management Reference List



Transport  
Roads & Traffic  
Authority

## RTA Traffic Management Reference Lists



Published MARCH 2011  
Supersedes NIL

### RTA Traffic Management Reference Lists

#### Purpose

The RTA Traffic Management Reference Lists has been provided to assist traffic practitioners to locate traffic topics in one document.

#### Background

The RTA has adopted the *Austrroads Guide to Traffic Management* and Australian Standards AS 1742, 1743 & 2890 as its primary traffic technical references. The RTA accepts the principles in the *Austrroads Guide to Traffic Management* and the Australian Standards with variations documented in a series of Supplements.

The RTA Traffic Management Reference documents lists include:

1. Key Traffic Management documents - provides a summary of key traffic management reference document used by the RTA. These include Austrroads, Australian Standards and RTA documents and their access details.
2. Austrroads Guide to Traffic Management contents - provides a contents summary of table of contents for each Part.
3. Australian Standards 1742, 1743 and 2890 Contents - provides a contents summary of table of contents for AS 1742, 1743 and 2890.

The reference lists has been provided to assist traffic practitioners to locate a traffic topic by scanning this document or using the search feature within this document.

For further enquiries:

[www.rta.nsw.gov.au](http://www.rta.nsw.gov.au) | E [technical\\_directions\\_publication@rta.nsw.gov.au](mailto:technical_directions_publication@rta.nsw.gov.au)

## 2.0 Austrroads Guide to Traffic Management Contents

### Guide to Traffic Management - Part 1: Introduction to Traffic Management

Content	Introduction to the discipline of traffic management. Breadth of the subject and the relationship between the various parts of the guide.
Part 1	1 SCOPE OF THE GUIDE
Part 1	1.1 Purpose
Part 1	1.2 Scope
Part 1	2 PARTS OF THE GUIDE
Part 1	3 TRAFFIC MANAGEMENT
Part 1	3.1 Practical Context
Part 1	3.2 Definition
Part 1	3.3 Objectives and Principles
Part 1	3.4 Functional Road Hierarchy
Part 1	4 BASIC ELEMENTS OF TRAFFIC MANAGEMENT
Part 1	4.1 Traffic Theory And Analysis
Part 1	4.2 Traffic Control Devices
Part 1	4.3 Legislation, Standards And Guidelines
Part 1	4.4 Application
Part 1	5 USE OF THE GUIDE

### Guide to Traffic Management - Part 2: Traffic Theory

Contents	An introduction to the characteristics of traffic flow and the theories, models and statistical distributions used to describe many traffic phenomena. Processes that practitioners should consider.
Part 2	1 INTRODUCTION
Part 2	1.1 Purpose
Part 2	1.2 Scope
Part 2	2 BASIC TRAFFIC VARIABLES AND RELATIONSHIPS
Part 2	2.1 Basic Descriptors of Traffic Flow
Part 2	3 THE STOCHASTIC NATURE OF TRAFFIC BEHAVIOUR
Part 2	3.1 Probabilistic Aspects of Traffic Flow
Part 2	3.2 Statistical Distributions in Traffic
Part 2	3.3 Traffic Headway Distributions
Part 2	4 QUEUING
Part 2	4.1 Introduction and Definitions
Part 2	4.2 Graphical Representation of Queues
Part 2	4.3 Dynamic and Steady State Queuing
Part 2	4.4 Steady State Queues with Random Arrivals and Service
Part 2	4.5 Example Application of Steady State Queuing Theory
Part 2	4.6 Summary of Queuing Theory Formulae

# Current Status for RTA



Transport  
Roads & Traffic  
Authority

- Went LIVE on 17 January 2011
- RTA Supplements for Austroads GTM released
- RTA's Austroads GRS Supplements released
- RTA's Austroads GRD Supplements yet to be released
- Conducting seminars across NSW in March 2011

# Next Stages for You

- Familiarise yourself with the new Guidelines & Supplements
  - Get copies of Austroads Guides and Australian Standards
  - Start using the Austroads GTM and Australian Standards and RTA supplements
  - Update your organisation / fellow practitioners with the new practice
  - Where there is any doubt as to what practice or document should be used ... seek advice
-

# How this affects RTA and Council

- RTA has adopted the Austroads Guides and Australian Standards (with RTA Supplements) therefore some long used practices may have changed
- Councils also expected to adopt Austroads Guides and Australian Standards (with Supplements) especially for RTA funded works or projects which require RTA input through the Local Traffic Committee

# Future Actions



Transport  
Roads & Traffic  
Authority

- Release the Traffic Management Reference List
  - Complete the updating of the RTA Signs Register
  - Release any additional Complementary documents
  - Update a number of existing Complementary documents
  - Release updated Supplements when necessary
-

RTA has:

- Adopted the Austroads Guides as its primary reference material
- Adopted Australian Standards as primary reference material as they are referred to in the Austroads Guides
- Developed Supplements for the Austroads Guides and Australian Standards that document any RTA specific practice and complementary guidelines (manuals, technical directions)
- Superseded a significant number of RTA traffic reference documents
- Introduced a number of significant changes to traffic engineering practice